

GRANT WRITING WORKSHOP

By Karis Nsofor



WHAT WE'LL BE COVERING TODAY

01.

INTRO'S

02.





GRANT PROGRAMS AVAILABLE

03.

TIPS FOR SUCCESSFUL GRANT
WRITING

04.

Q&A



INTRODUCTION

- Who am I?
 - Karis Nsofor (she/her)
 - Past and current work/passions is in community development and collective capacity building
- Who is in the session today?
 - Name and Organization
 - What are you hoping to get out of this session?
- What is the purpose of this session?
 - To become better grant writers!
- Session etiquette
 - Mute yourself if not speaking
 - Utilize the chat section or “raise hand” function for all questions



02.

GRANT PROGRAMS AVAILABLE

There are many grant opportunities available for pretty much any type of project, you just have to research it.





MOST POPULAR ONES FOR ETHNOCULTURAL ORGANIZATIONS

CIP

The Community Initiatives Program (CIP) provides funding for organizations that create opportunities for Albertans to engage with and help develop their communities.

ECF

The Edmonton Community Foundation (ECF) Community Grants Program provides financial support support for a wide range of operational needs. We provide funding for programs, equipment, renovations, and more.

COE

City of Edmonton supports not-for-profit, Edmonton-based organizations in the areas of arts, festivals, major parades, community leagues, multicultural, recreation/amateur sport.

03.

SUCCESSFUL GRANT WRITING

How to make your application stand out (in a good way).





GRANT WRITING 101

- Flesh out your project idea(s)
 - Consider the 5W's and 1H
 - Who, What, Where, When, Why & How
- Stick to the application format that the funder has set (style, number of words, etc)



GRANT WRITING 101 CONT'D

- Answer EVERY question on the application or put "N/A or Not Applicable" where necessary
- Double check your grammar and spelling. When you think you've done enough proofreading, do it again or get someone new to proofread for you

DON'T WAIT TILL THE LAST MINUTE!



RESEARCH

Do some research.
Compile a list of grant programs you would like to apply to.



UNDERSTAND THE APPLICATION

On each grant programs website, you will find information on the application process and exactly what they are asking for (guidelines, deadlines, FAQ, etc)



ACTION PLAN

Create an action plan that is realistic!
Divide up the sections and share amongst members based on skills set and interests.



REVIEW

Ensure you have enough time to do a proper review of the application.
Do all the sections flow properly?
Are all supporting documents ready to go?
etc.

SOME RULES TO CONSIDER



Draft and Proofread EACH section!




Grant organizations have staff dedicated to answering ALL questions related to the grant. They want you to be successful! ASK them your questions.



Facts! Facts! And more FACTS! Strengthen your application with facts, research, numbers, etc!



Create partnerships and relationships.
Some benefits: fiscal agents, mentoring agents, letters of support, etc.



LANGUAGE USE FOR GRANTS

1. Formal language is compulsory when writing grants
 - a. Use the language and wording for the specific sector/issue you are applying to
 - b. Eg; mental health, organizational development, anti-racism, etc.
2. Use concise and well-organized paragraphs
 - a. Don't write lengthy and confusing general statements
 - b. Get straight to the point - Don't assume that reviewers will read between the lines
3. When in doubt, use plain and conversational language.
 - a. Avoid cliches or figures of speech unless absolutely necessary
 - i. If you must use them, ensure you explain its purpose clearly.



CLOSING



Any Questions,
Comments or
Thoughts?

THANKS!



You can reach me at:
karis.nsofor@gmail.com

CREDITS:

This presentation template was created by **Slidesgo**,
including icons by **Flaticon**, and infographics &
images by **Freepik**.

Please keep this slide for attribution.